



SHOULDER INJECTION TRAINER RANGE

70200 70219 PALPATION GUIDED

The accompanying android app allows learners and teachers to visualise the underlying anatomy, as well as clearly signalling success.



Designed in collaboration with clinicians, this range combines physical practice with the guidance of technology. It provides a repeatable teaching and training platform for shoulder injections in the 4 most common sites.

Both models share a common torso but offer different levels of complexity to support trainees from early learning through to specialist level.

70202 70221 ULTRASOUND GUIDED

Caters for ultrasound guided techniques, as well as allowing injection and aspiration of fluids under ultrasound.



Learning has never been more lifelike

limbsandthings.com

PALPATION GUIDED

FEATURES:

REALISM

- Discrete muscle and skin layers for realistic needle feel

KEY FEATURES


- Palpation to find the 4 most common injection sites
- Instant feedback for the trainee when a site is correctly located
- Injections from multiple approaches to allow for different preferences
- Suitable for postgraduate learning
- App features full 360-degree view of underlying anatomy and injection site to aid learning
- Cost effective replacement skins

VERSATILITY

- Each skin can withstand up to 500 injections per site (x1 spare shoulder skin supplied)
- Simple Bluetooth connection between app and trainer
- Requires only a standard needle (supplied)
- Batteries (x2 AA supplied) last for up to 500 hours

SAFETY

- Latex free

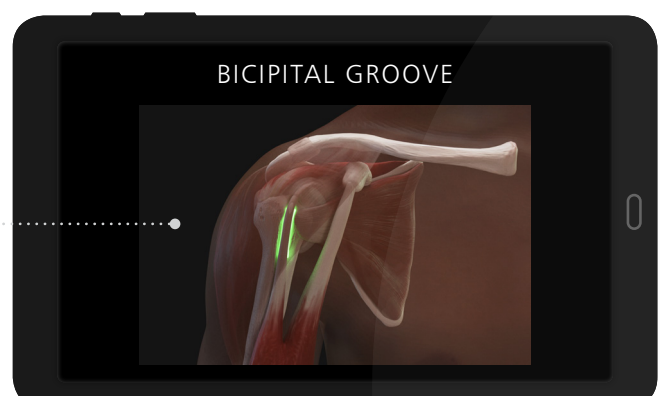
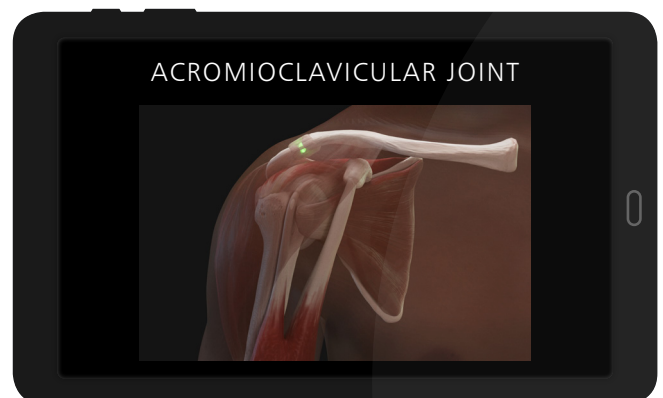


CONTAINS:

- Shoulder Module - Palpation Guided
- Shoulder Skin (x1 spare)
- Shoulder Torso
- Needle Set
- Android Tablet
- Elbow
- AA Batteries (x2)
- Carry Case

SKILLS:

- Practice multiple approaches to specific sites
- Identification of anatomical landmarks using palpation guidance
- 4 common injection sites:
 - Acromioclavicular Joint
 - Glenohumeral Joint
 - Bicipital Groove
 - Subacromial Space
- Rotation of the shoulder to locate head of the humerus



The application includes interactive shoulder anatomy and links to injection technique guides. Available as a free download on limbsandthings.com

ULTRASOUND GUIDED

FEATURES:

REALISM

- Innovative materials within the shoulder create close to life ultrasound images

KEY FEATURES

- Eco lucent materials visible under ultrasound, represent the key internal landmarks
- Successful injection can be confirmed by visualising fluid entering the site, or by aspirating fluid
- The quantity of fluid in the Subdeltoid Bursa can be adjusted, from no fluid present to a fluid-filled distension for differing skill levels
- Nerve block functionality - allows trainees to view and inject around the Suprascapular nerve

VERSATILITY

- Watertight and durable up to 400 injections per site
- Altering the size of the bursa allows trainers to change the level of difficulty of training (less fluid is more challenging to inject)
- Synovial fluid has a realistic colour

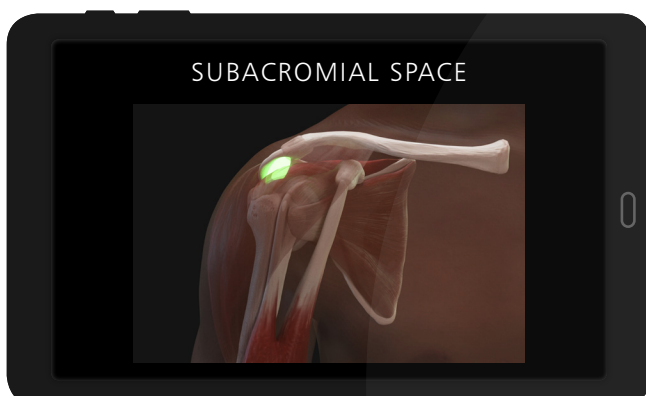
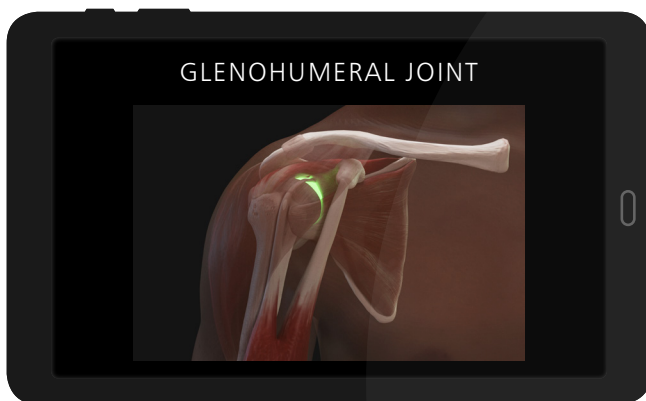
SAFETY

- Latex free



CONTAINS:

- Shoulder Module - Ultrasound Guided
- Shoulder Torso
- Ultrasound Shoulder Filling Kit
- Needle Set
- Synovial Fluid (250ml)
- Elbow
- Carry Case



SKILLS:

- Patient positioning and management
- Identification of anatomical landmarks using ultrasound guidance
- 4 common injection sites:
 - Acromioclavicular Joint
 - Glenohumeral Joint
 - Biceps Tendon Sheath (which lies in the Bicipital Groove and surrounds the tendon)
 - Subdeltoid Bursa (in the Subacromial Space)
- Competence using ultrasound technology to perform injections in different planes using different approaches
- View under ultrasound the suprascapular nerve

CURRICULUM REFERENCES:

UNDERGRADUATE

University of Otago Clinical Skills in the Undergraduate Medical Curriculum, 2013; p.27

POSTGRADUATE

Australian Curriculum Framework for Junior Doctors, Confederation of Postgraduate Medical Education Councils, version 2.2, p.1

RHEUMATOLOGY SPECIALIST TRAINEES

Rheumatology Advanced Training Curriculum, Royal Australasian College of Physicians, 2013, p.8

SPORT AND EXERCISE MEDICINE TRAINEES

ACSEP CURRICULUM, Australasian College of Sports and Exercise Physicians, 2017

GENERAL PRACTITIONER TRAINEES

RAGCP Lifelong Learning Curriculum: Appropriate Procedures (2016)

CLINICAL RADIOLOGY TRAINEES*

2014 RANZCR. Radiodiagnosis Training Program – Curriculum Version 2.1

* Ultrasound Only

YOU MAY
ALSO BE
INTERESTED IN...

KNEE ASPIRATION & INJECTION
TRAINER WITH ULTRASOUND
CAPABILITY

70103 70114



SONON ULTRASOUND
IMAGING SYSTEM - LINEAR

HC-300L



HAND & WRIST
FOR JOINT INJECTION

30031



FOOT & ANKLE
FOR JOINT INJECTION

30100



FOR DEMONSTRATION OR TO ORDER

Limbs & Things Australia Pty Ltd. 92 Wedgewood Road, Hallam, Victoria 3803, Australia
E: info@limbsandthings.com T: 00 61 3 9708 6511

limbsandthings.com

AUS V.1 JUNE 2019