

limbs&  
things

## NURSE TRAINING RANGE

At the very heart of the healthcare system is nursing, and our range of products reflect a number of core simulation training needs for undergraduate and postgraduate training in Australia today.

The products in this brochure cover the main training needs across the 2 levels, as labelled throughout and with relevant curriculums referenced on the back page.



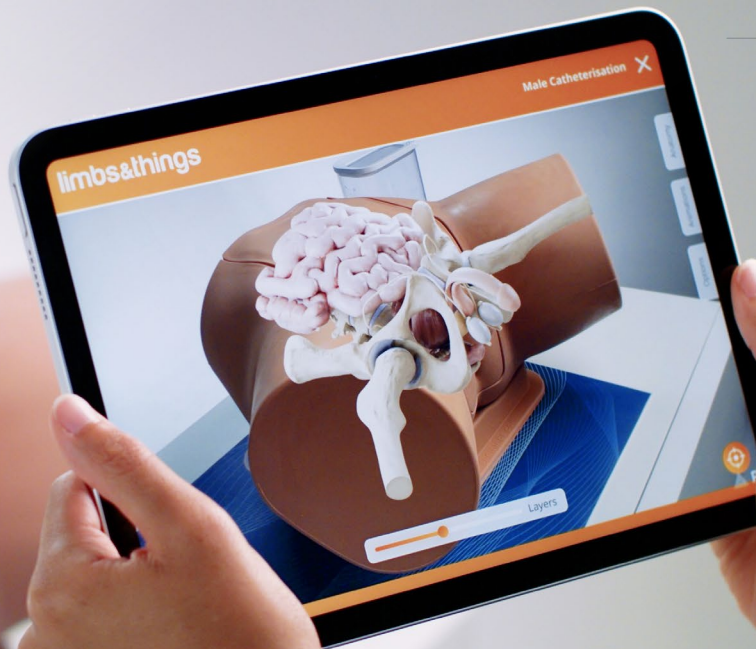
UNDERGRADUATE

POSTGRADUATE



*Learning has never been more lifelike*

[limbsandthings.com](http://limbsandthings.com)

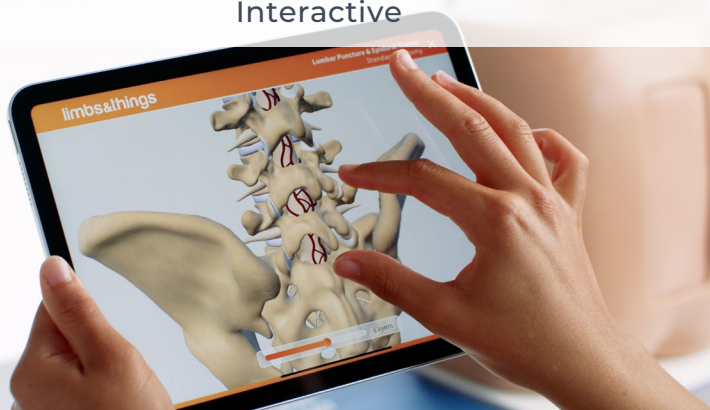


NEW

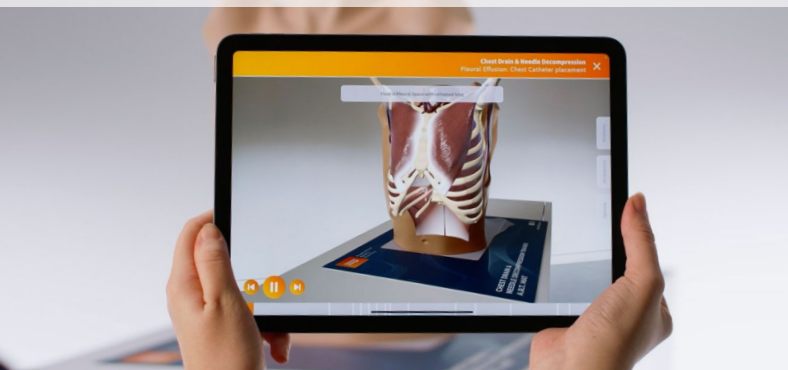
Augmented Reality Training uses the latest AR technology and 3D modelling to enhance learning with our products.

The innovative system elevates understanding by allowing users to visualise anatomy and conceptualise procedures using our free to download app available on any mobile or tablet device.

#### Interactive



#### Augmented Reality



Effortless to use and simple to set up,  
ART revolutionizes the classroom learning experience.

#### KEY FEATURES & BENEFITS

- Visualise the key pieces internal anatomy
- Rotate anatomy in 360°
- Detailed anatomical labels
- Provides variation in anatomy
- Animation showing different procedures effect on the anatomy
- Linking internal anatomy to physical products and procedures

#### SKILLS

- Gaining an increased understanding of internal anatomy
- Increasing knowledge of procedures
- Understanding the anatomical differences in various pathologies

Find out more at  
[limbsandthings.com/ART](https://limbsandthings.com/ART)



SCAN ME

# Catheterisation Trainer Range


**COMPATIBLE WITH AUGMENTED REALITY TRAINING**  
 Discover the benefits on page 2



The range facilitates the teaching of urethral and suprapubic catheterisation across all levels of training.

Interchangeable modules offer the ability to view the catheter path when performing the procedure, whilst the suprapubic module allows for practising the more advanced skills of suprapubic management and ultrasound guided insertion.

## Male Catheterisation Trainer

- UNDERGRADUATE**
- POSTGRADUATE

60850    60870



## Female Catheterisation Trainer

- UNDERGRADUATE**
- POSTGRADUATE

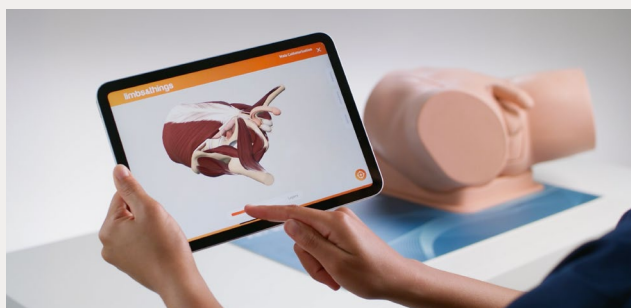
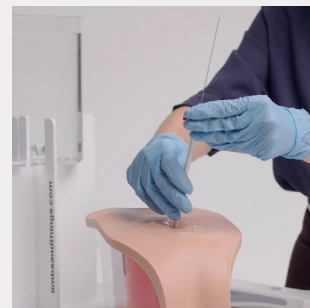
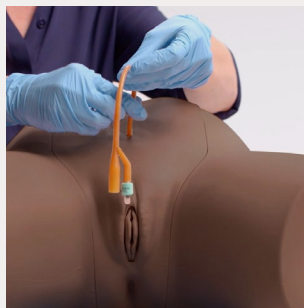
60851    60869



## Suprapubic Insertion Unit

- UNDERGRADUATE
- POSTGRADUATE**

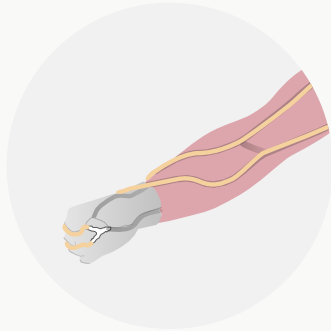
60852    60873



### Basic Venepuncture Arm

70304 70305

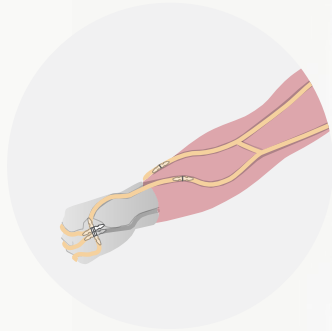
Designed with a basic vein structure, this model contains basilic and cephalic veins only.



### Standard Venepuncture Arm

70302 70303

For cost effective training the modular vein system contains ACF and metacarpal vein anatomy.



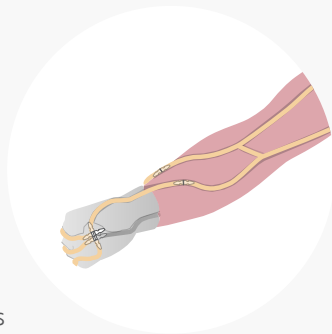
✓ UNDERGRADUATE  
✓ POSTGRADUATE



### Advanced Venepuncture Arm

70300 70301

The Advanced Venepuncture Arm features ACF vein anatomy which is connected to a pressurised fluid system for a realistic blood supply.



**NEW** Multi-Packs available, please contact your L&T Representative for further details.

### ACF Pad - Venepuncture

00140 00142

✓ UNDERGRADUATE  
✓ POSTGRADUATE

This soft tissue strap-on pad can be used to train in venepuncture and represents the antecubital fossa of the right arm.



IMPROVED

### Three Vein Pad -

00161 00162

✓ UNDERGRADUATE  
✓ POSTGRADUATE

This soft tissue strap-on pad features 3 straight veins, one of which is paediatric size.



IMPROVED

## Arterial Puncture Wrist

✓ UNDERGRADUATE

✓ POSTGRADUATE

KKM99

KKM99D

The Arterial Puncture Training Wrist is designed to provide training in arterial puncture and to allow trainees to practice skills ranging from needle insertion to catheter insertion. This model offers realistic tissue and artery wall resistance for needle injection, which allows for artificial blood to be observed whilst flowing into the needle.



☐ KYOTO KAGAKU

## TruIV Block

✓ UNDERGRADUATE

☐ POSTGRADUATE

TCTIV100

TCTIV100DS

TruCorp's TruIV Block is efficient and easy to set up, giving more time for learning IV cannulation skills and ultrasound techniques

Designed to represent a variety of patient types, it contains both superficial and deep veins at a range of diameters (4-8mm). It also features fascia layers for enhanced realism.



+ trucorp

## Tube Feeding

✓ UNDERGRADUATE

✓ POSTGRADUATE

KKMW8

An effective training option for caregivers and medical professionals who work with patients receiving enteral tube nutrition. The manikin offers three routes for EN tubes and allows training with real liquid foods. The placement of the tubes can be confirmed by auscultation as well as direct observation. The model is supplied with a feeding routes panel and a chest anatomy overlay sheet to facilitate anatomical understanding.



☐ KYOTO KAGAKU

## Airway Suction Trainer

✓ UNDERGRADUATE

✓ POSTGRADUATE

KKM85

Realistic representation of the respiratory organs for teaching catheterisation and temporary airway suction and catheterisation through three catheter routes oral, pharynx and tracheostomy.



☐ KYOTO KAGAKU

## Patient Care Simulator “Cherry”

- UNDERGRADUATE
- POSTGRADUATE

 KYOTO KAGAKU

KKMW22



With seamless arms and legs enabling realistic bed and foot bathing, this model contains TPN and IV routes to simulate patients with catheter lines, pressure sores of different depths located at the scapula, greater trochanter, sacral bone and heel.

## Patient Care Simulator “Yaye”

- UNDERGRADUATE
- POSTGRADUATE

 KYOTO KAGAKU

KKMW25



As well as supporting the fundamental skills of patient care (in Cherry), this model has a soft and elastic abdomen, which allows for assessment of chest, airway management and CPR.

## Pressure Sores Simulator

- UNDERGRADUATE
- POSTGRADUATE

 KYOTO KAGAKU

KKMW63



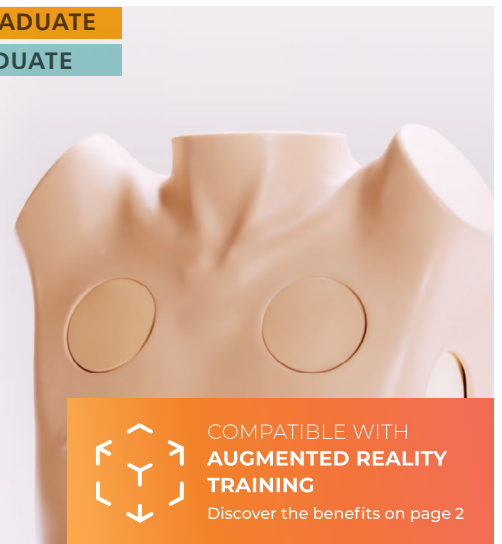
KKMW63 Pressure Sores Simulator is a decubitus care skills trainer for the new era. Its detailed representation allows for a wide range of training scenarios, including sore assessment, ultrasound assessment of deep tissue injury and necrotic tissue removal.

## Chest Drain & Needle Decompression Trainer

- UNDERGRADUATE
- POSTGRADUATE

60230

61230



 COMPATIBLE WITH  
**AUGMENTED REALITY**  
TRAINING  
Discover the benefits on page 2

Our Chest Drain and Needle Decompression Trainer has been designed to meet the specific requirements of healthcare professionals training in surgical or guidewire-assisted thoracostomy and thoracentesis.

This product allows for wide variety of chest drain insertion techniques to be performed and provides a realistic platform for post-procedural patient care.

## TruPICC

- ✓ UNDERGRADUATE
- ✓ POSTGRADUATE

- TCTPIC100
- TCTPIC100DS



TruPICC is an adult male training arm designed for effective training in ultrasound-guided PICC line and IV placement training, helping to develop skills associated with needle placement, guidewires and catheters using ultrasound.

This model is also ideal for practice in the maintenance and care of PICC and IV lines once in place.

## AirSim Advance X

- ✓ UNDERGRADUATE
- ✓ POSTGRADUATE

- TCAA91100X
- TCAA91100XDS



Designed to provide true, anatomically correct and visually accurate internal features to allow for airway management techniques.

## TruCVC

- ✓ UNDERGRADUATE
- ✓ POSTGRADUATE

- TCTCVC100
- TCTCVC100DS



TruCVC is specifically designed to aid in central venous catheter (CVC) insertion. With true-to-life and accurate vascular anatomy, TruCVC offers unmatched realism to aid in developing central line skills, including: needle insertion, wire manipulation & catheter placement with ultrasound guidance. The upper torso can be adjusted to a 15 degree angle for Trendelenburg positioning, allowing the trainer to simulate the elevation of the patients' lower limbs.

The trainer can also be used as an effective platform for patient management training once the CVC line has been implemented.

## Clean Bleed Mat®

- ✓ UNDERGRADUATE
- ✓ POSTGRADUATE

- 70400




Designed to support any simulation scenario where external blood or fluid loss is a key indicator and measure of emergency interventions taken, such as gunshot wounds, post-partum haemorrhage or post-operative bleeds.

## Clinical Female Pelvic Trainer

- UNDERGRADUATE
- POSTGRADUATE**

60900	60930	STANDARD
60905	60935	ADVANCED

The CFPT Mk 3 is an anatomically accurate and tactile representation of the female pelvis. It is the ideal platform for hands-on examination as well as diagnosis of female conditions and minor pathologies. It can be used for many levels of training from undergraduate onwards, as well as in family health.



## Breast Examination Trainer - Standard, Advanced & Basic

- UNDERGRADUATE
- POSTGRADUATE**

40200	41200	STANDARD
40201	41201	ADVANCED
40202	41202	BASIC

Our Breast Examination Trainer provides a highly realistic learning platform for acquiring the skills required to perform Clinical Breast Examination (CBE).

Featuring 6 readily interchangeable and multi-positional pathologies, providing healthcare professionals with the tools to identify various complications and pathologies, including carcinomas, cysts, fibrocystic disease and fibroadenoma.

Both Simulated Patient and bench top training can be used for any undergraduate programs running OSCEs or healthcare professionals promoting best practice techniques to trainees and patients.





## Male Rectal Examination Trainer

- UNDERGRADUATE
- POSTGRADUATE

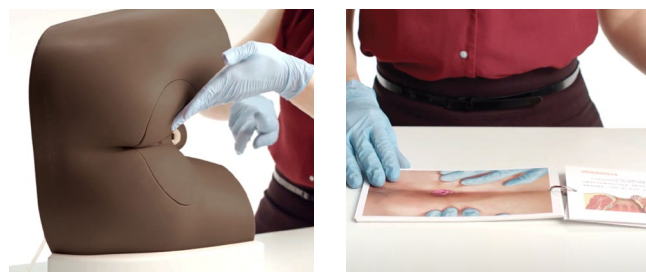
60170	60186	STANDARD
60171	60187	ADVANCED



This trainer offers realistic, repeatable training in the core skill of digital rectal or PR examination.

The **Standard** model focuses on learning core rectal nursing procedures and excludes the pathologies. Contraction of anal sphincter can be simulated allowing for anal tone assessment, whilst the representation of impacted faecal matter can be inserted into anal canal.

The **Advanced** model supports basic as well as additional training with a range of prostates and 2 perineums, allowing trainees to become familiar with normal and abnormal findings and acquire key diagnostic skills.



## Clinical Male Pelvic Trainer

- UNDERGRADUATE
- POSTGRADUATE

60950	60964	STANDARD
60951	60965	ADVANCED



An ideal platform for teaching and learning hands-on male pelvic examination and diagnosis.

The user-friendly design, combined with clear anatomic landmarks and a range of male conditions and pathologies creates a realistic training experience for students across all levels of healthcare education from undergraduate level upwards.



## Abdominal Examination Trainer

UNDERGRADUATE

POSTGRADUATE

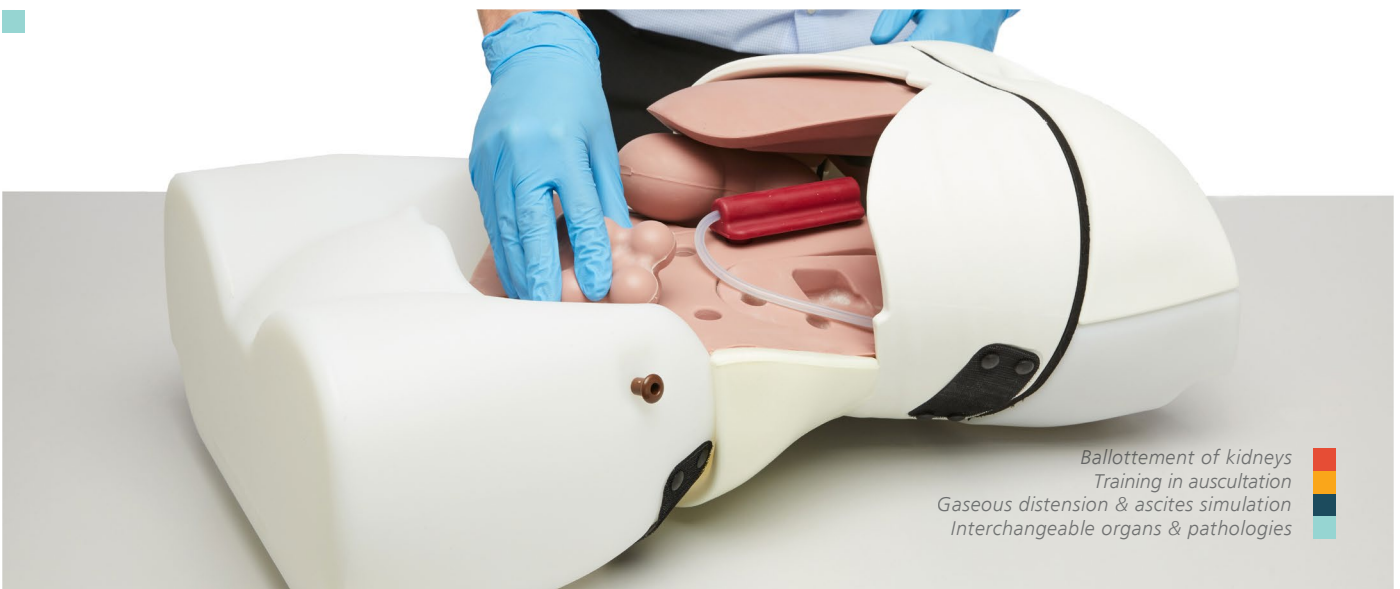
60000

60054



An anatomically accurate adult male torso, used to teach and practise the palpation, auscultation and percussion elements of abdominal or gastrointestinal (GI) examination. Ideal for OSCE preparation and assessment.

With interchangeable organs of varying sizes, and an integral MP3 player providing realistic sounds, the trainer provides the ability to recognise and differentiate a range of abnormal organs and pathologies.



## EYE EXAMINATION TRAINERS

Eye Examination Trainers are dependable training tools for teaching and practising the use of an ophthalmoscope, examining the ocular fundus, and learning and identifying diseases and conditions within the eye.

UNDERGRADUATE

**POSTGRADUATE**

### Eye Examination Simulator

KKM82

KKM82D



## KYOTO KAGAKU

### SKILLS


- Correct use with all types of direct ophthalmoscope (not supplied)
  - Right eye to right eye
  - Adjustment of focus (3 steps)
  - Visualisation of fundus reflection
- Differentiation of pathologies
- Communication skills

### Digital Eye Examination Simulator

KKMW61

KKMW61D

NEW



[Visit our website to compare the models](#)

## Ear Examination Simulator II

UNDERGRADUATE

**POSTGRADUATE**

KKMW12

KKMW12D



## KYOTO KAGAKU

A life-size model of the ear including external acoustic meatus and tympanic membrane, for training in examination of the ear with an otoscope and foreign body removal.

The model offers two modes of use:

- Instructor mode: particularly useful for OSCE or skills examination scenarios, allowing instructors to guide and evaluate students' proficiency in ear examination techniques and ability to identify different pathologies.
- Self-learning mode: enables and empowers independent learners to practice and refine their skills at their own pace.

The model warns against painful insertion in the ear by beeping and/or displaying a warning light to the assessor.

A yellow light indicates when the tip of the otoscope reaches the bony part of the ear canal, and a red light indicates when it touches the eardrum.

## Birthing Simulator - PROMPT Flex - Standard

- ✓ UNDERGRADUATE
- ✓ POSTGRADUATE

80100    80200

A modular design birthing simulator allowing for numerous training scenarios.

Used either for stand-alone training or integrated into hybrid simulation, it is an ideal training solution for all skills relating to routine and difficult deliveries.

A Cervical Dilatation and Effacement module is available to add to this product.



## AirSim Child Combo

- ✓ UNDERGRADUATE
- ✓ POSTGRADUATE



TCCC10006X  
TCCC10006XDS



Ideal for practising oral and nasal intubation training techniques, percutaneous tracheostomy and emergency cricothyroidotomy on a 6-year-old child.

## Postpartum Haemorrhage Module (PPH) - PROMPT Flex

- ✓ UNDERGRADUATE
- ✓ POSTGRADUATE



This module is an optional add-on for the Standard or Advanced Birthing Simulators.

It allows training in the management of post-partum bleeding, and offers a realistic simulation of an atonic and contracting uterus.

## Nickie® Medical Training Doll

- ✓ UNDERGRADUATE
- ✓ POSTGRADUATE

HOL-WF - WHITE FEMALE  
 HOL-WM - WHITE MALE



Nickie® is used to practise medical device training for special medical needs children. Nurses and paramedics can use it to train school and hospital staff, as well as parents and home care providers.

## Infant Hip Exam

- ✓ UNDERGRADUATE
- ✓ POSTGRADUATE

42000    42010    42004    42014



Our Infant Hip Exam (IHE) Trainer has been designed to meet the specific requirements of healthcare professionals training to identify and diagnose developmental dysplasia of the hip (DDH). This simulator represents a 1-month-old term female and can simulate a normal, dislocated and dislocatable or 'lax' hip joint, allowing for practice of Barlow and Ortolani manoeuvres as well as the Galeazzi sign. The baby has been designed with interchangeable normal and abnormal leg modules and one upper torso.

## TruBaby X

- ✓ UNDERGRADUATE
- ✓ POSTGRADUATE



TCTB10001  
 TCTB10001DS



An anatomically correct, multi-faceted simulation trainer that supports a well-rounded paediatric learning experience. Equipped with a host of defining features, this product allows for training in airway management, lumbar puncture, PICC line insertion, chest drain, CPR, peripheral venous cannulation, IO tibia, immunisation and urethral catheterisation using both male and female genitalia.

The baby possesses the appearance, weight, size and movement of a 50th percentile 5-month-old infant.

## Pediatric Physical Examination

- ✓ UNDERGRADUATE
- ✓ POSTGRADUATE



KKMW71



Kyoto Kagaku's new Pediatric Examination Simulator is designed to represent a 1 year old child, and allows for training in vital sign measurements and physical examinations.

This pediatric trainer comes complete with equipment to run training for infant examinations. Included are items of clothing for accurate patient handling, and a controller that can adjust the baby's vital signs.

# Injection Trainer

00310

Our soft tissue injection pad is designed for practising intradermal, subcutaneous and intramuscular tissue injection techniques.

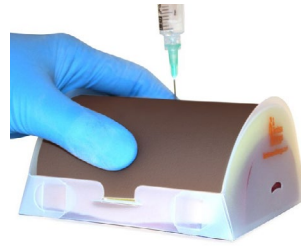


# Vaccine IM Injection Trainer

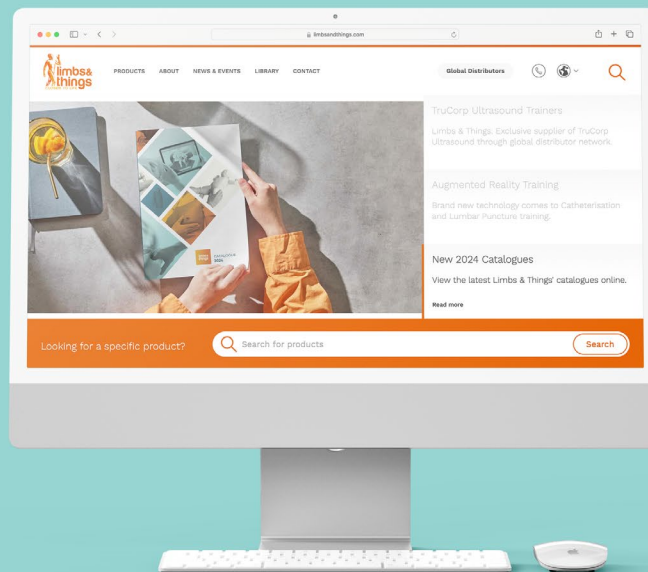
SPEC162

SPEC163

✓ UNDERGRADUATE  
✓ POSTGRADUATE



## Want to see our trainers in action?



VISIT THE WEBSITE  
[limbsandthings.com](https://limbsandthings.com)

OR YOUTUBE CHANNEL  
[youtube.com/limbsandthings](https://youtube.com/limbsandthings)



REQUEST A QUOTE



REQUEST A DEMO



BUY ONLINE



CUSTOMER SUPPORT

AUS V.12 February 2024

[limbsandthings.com](https://limbsandthings.com)



SCAN ME