



---

## USER GUIDE



## INFANT HIP EXAM TRAINER

42000

FOR MORE SKILLS TRAINING PRODUCTS VISIT

[limbsandthings.com](https://limbsandthings.com)

---

Sussex Street, St Philips, Bristol, BS2 0RA, UK | [sales@limbsandthings.com](mailto:sales@limbsandthings.com) | +44 (0) 117 311 0500

# INDEX

## PACKAGE SUPPLIED

2

## SET UP

3

- GETTING THE INFANT HIP EXAM TRAINER READY
- CHANGING MODULES

## SAFETY & CLEANING INSTRUCTIONS

4

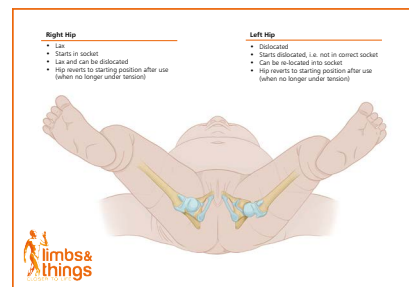
## PACKAGE SUPPLIED

### Infant Hip Exam - Upper

42001




### Illustration Card



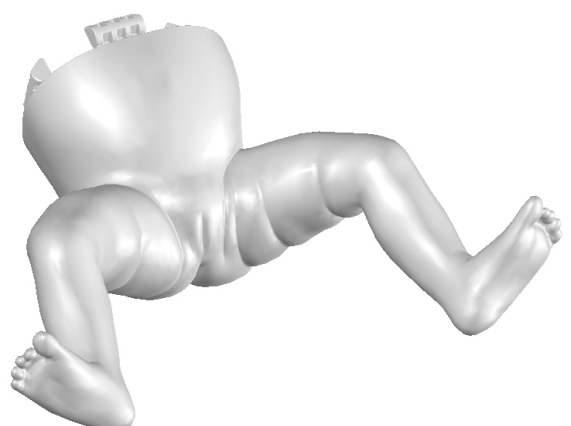
### Infant Hip Exam - Lower Normal

42002



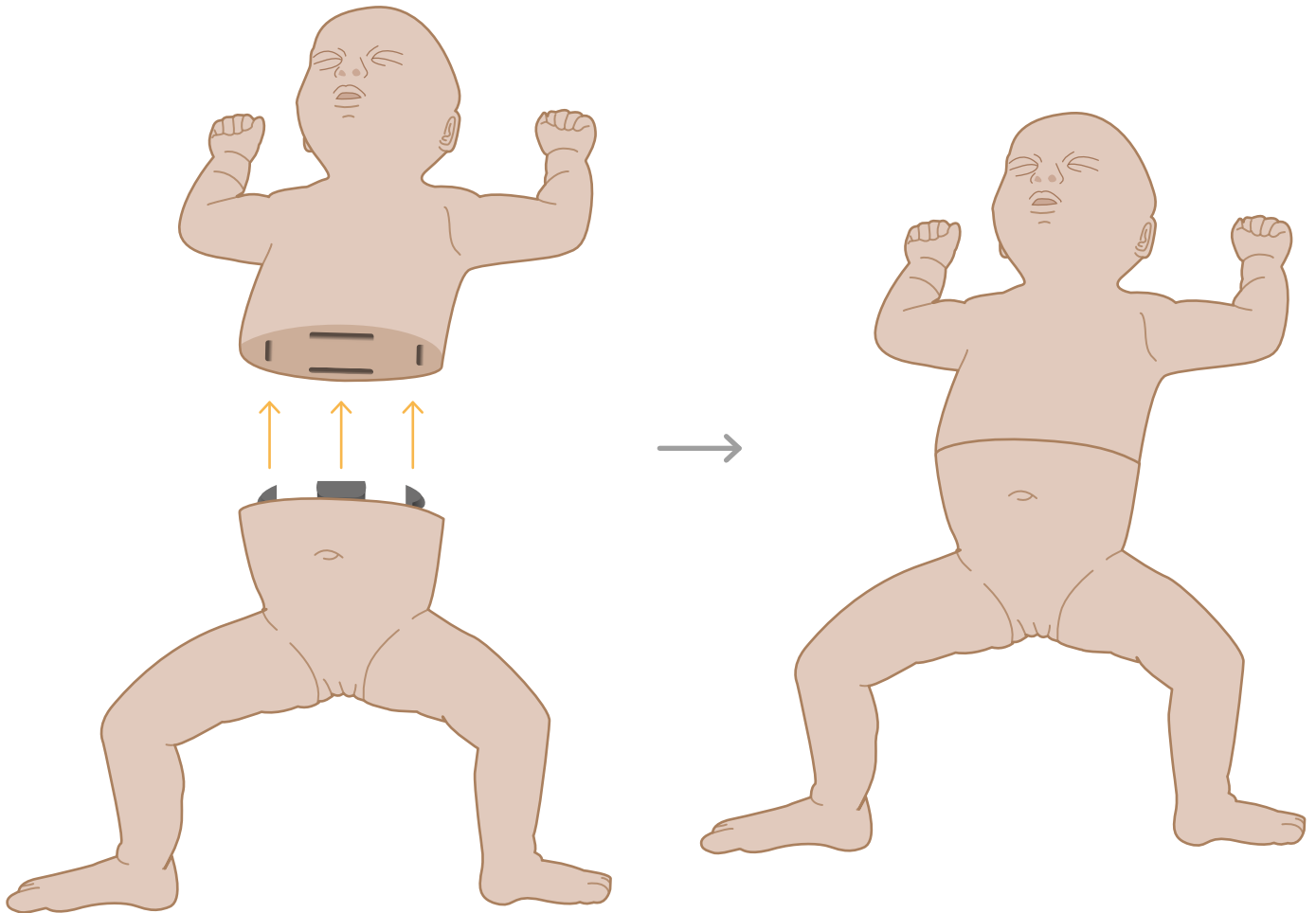
### Infant Hip Exam - Lower Abnormal

42003



SET UP

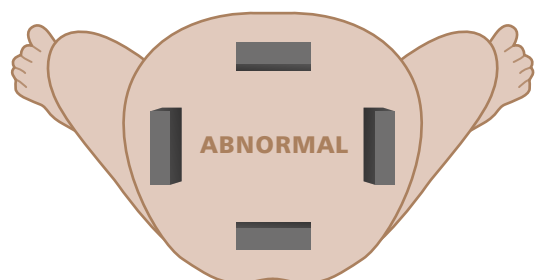
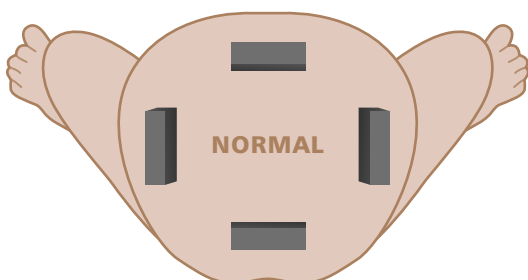
GETTING THE INFANT HIP EXAM TRAINER READY



CHANGING MODULES



Select between Lower Normal and Lower Abnormal to attach to the Upper IHE



## SAFETY & CLEANING INSTRUCTIONS

READ THE SAFETY INSTRUCTIONS CAREFULLY BEFORE USING YOUR INFANT HIP EXAMINATION TRAINER

### DO's



Follow all instructions. Keep these instructions. Heed all warnings.

Only use attachments/accessories specified by Limbs & Things.



Refer all servicing to qualified service personnel. Servicing is required when the apparatus has been damaged.

Wear gloves at all times and remove all jewellery items. Sharp surfaces such as finger nails and rings can lead to damage of silicone parts.



Clean with a damp soft cloth or sponge, using only warm water with mild detergent.



### DON'Ts



Do not install near any heat sources, do not expose the product to flames or use near naked flame sources. Do not use flammable solvents near or on this product.

Do not set up the product near electrical appliances or items damaged by water.



Do not disassemble the product or attempt to repair a faulty unit, please return the product to Limbs & Things for assessment and repair.

### STORAGE & TRANSPORTATION



Always ensure that the product is properly packed and secured during transportation and storage in order to prevent personal injury or damage to the product.

## TAKE A LOOK AT OUR VIDEO

VISIT THE WEBSITE  
[limbsandthings.com](http://limbsandthings.com)

OR YOUTUBE CHANNEL  
[youtube.com/limbsandthings](https://www.youtube.com/limbsandthings)



SCAN ME