

# Vaccine IM Injection Trainer (Pack of 10)

**00313**

LIGHT

**00314**

DARK



## PACKAGE SUPPLIED


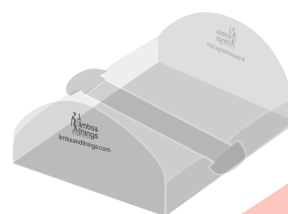
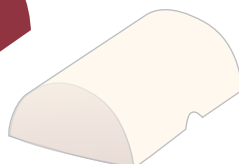


Skin Pad (x10)

Muscle Block (x10)

Absorption Foam  
Block (x10)

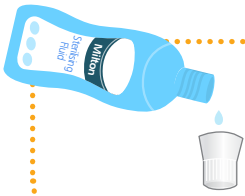
Soft Tissue Tray (x10)

Absorption  
Pad (x10)



FOR MORE SKILLS TRAINING PRODUCTS VISIT

[limbsandthings.com](https://limbsandthings.com)



For injections, we recommend a mixture of water and Antifungal agent for (eg Milton) to sterilize water and reduce mildew forming.

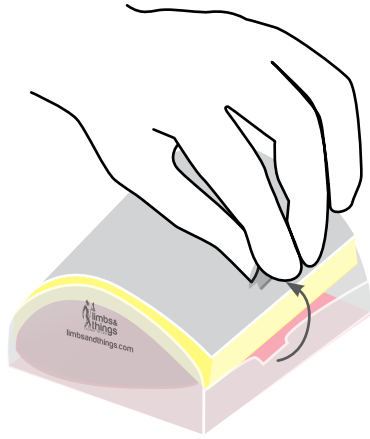


Ensure the product is dried after use and before storage

## USAGE AND STORAGE

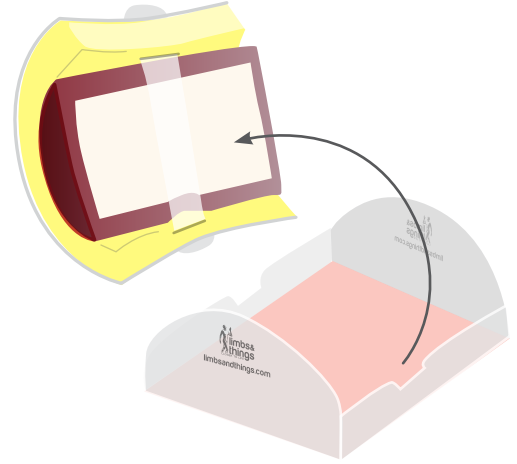
1

Unclip one end of the retaining strip




2

Now unclip the other end and lift the Skin Pad and Muscle Block away from the Tray



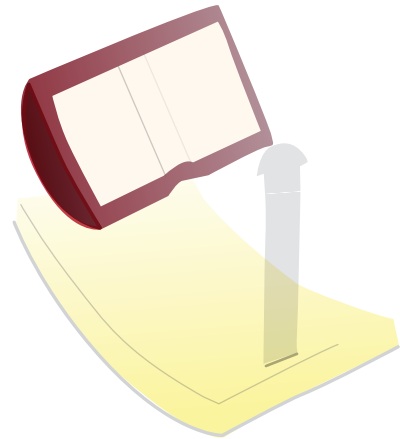
3

Carefully remove one end of the retaining strip from the slit in the Skin Pad



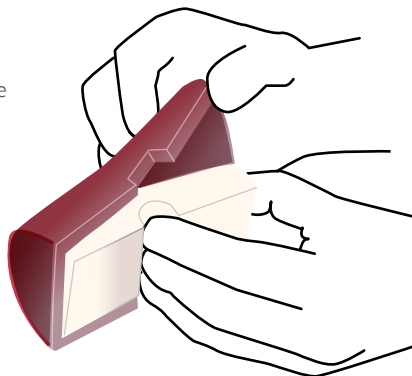
4

Put the Skin Pad and attached retaining strip to one side



5

Remove the sponge from the inside of the Muscle Block



6

Squeeze the sponge to remove any liquid and allow it to dry naturally

