

**limbs&
things**

USER GUIDE



FEMALE BREAST OVERLAY

This product is available
in light and dark skin tones

40500

41500

FOR MORE SKILLS TRAINING PRODUCTS VISIT

limbsandthings.com

Sussex Street, St Philips, Bristol, BS2 0RA, UK | sales@limbsandthings.com | +44 (0) 117 311 0500


INDEX

PACKAGE SUPPLIED	2
SAFETY & CLEANING INSTRUCTIONS	3
SET UP	4
• REMOVAL & FITTING	4
CLEANING & STORAGE	5
• CLEANING & STORAGE AFTER USE	5

PACKAGE
SUPPLIED

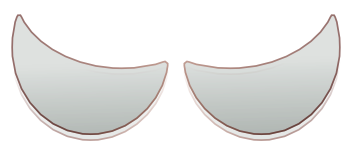
Female Breast Overlay

40500 41500



Foam Inserts

40500



SAFETY & CLEANING INSTRUCTIONS

READ THE SAFETY INSTRUCTIONS CAREFULLY BEFORE USING YOUR BREAST EXAMINATION TRAINER

DO's



Follow all instructions. Keep these instructions. Heed all warnings.

To stop the insert from sticking to the inside of the skin pour a small amount of talcum powder into the recess of the breast skin.



Wear gloves at all times and remove all jewellery items. Sharp surfaces such as finger nails and rings can lead to damage of silicone parts.

Clean the product with a damp soft cloth or sponge, using only warm water with mild detergent, after every training session.



DON'Ts



Do not install near any heat sources, do not expose the product to flames or use near naked flame sources. Do not use flammable solvents near or on this product.

Do not disassemble the product or attempt to repair a faulty unit, please return the product to Limbs & Things for assessment and repair.



Do not wear any jewellery items.

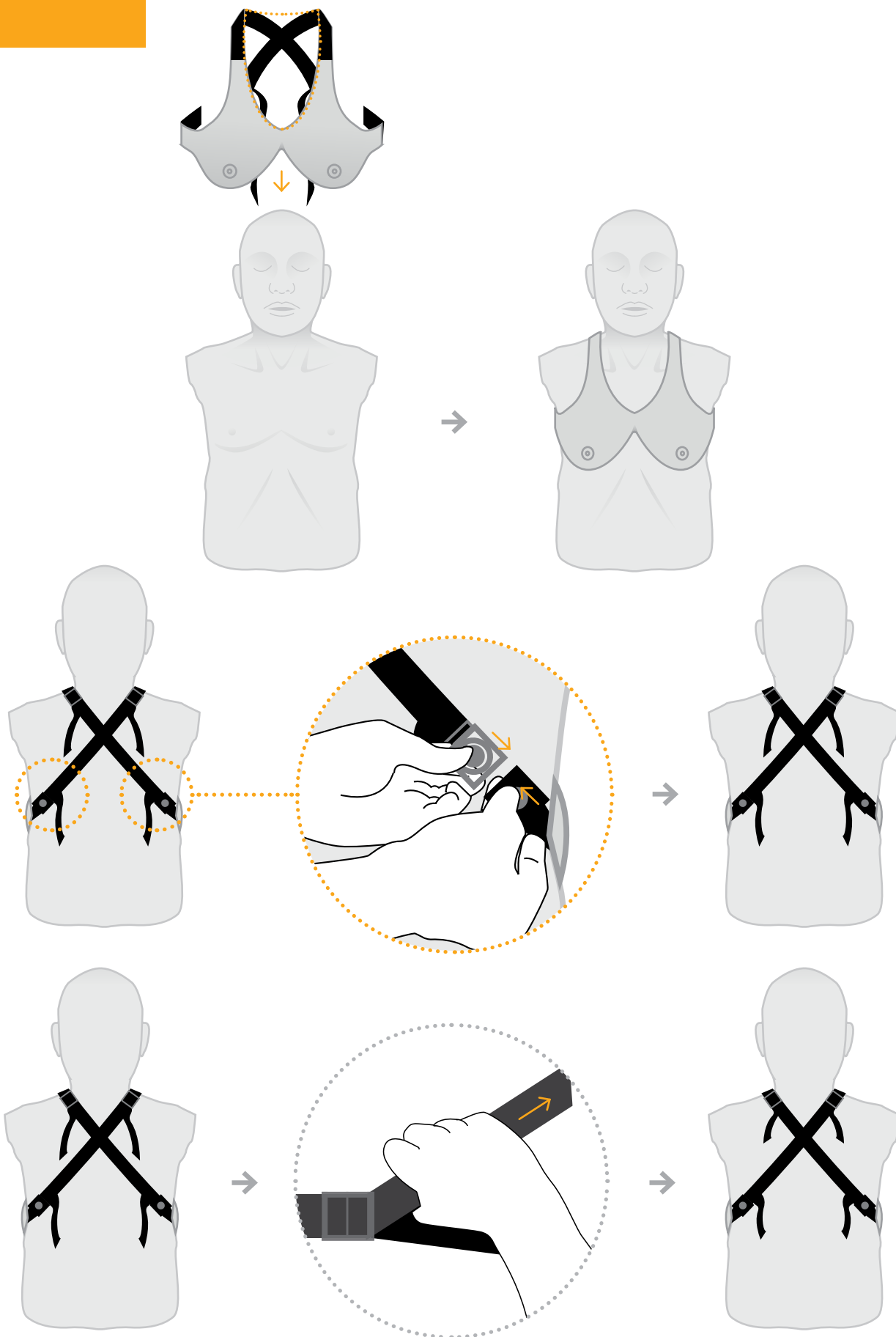
Do not lift mannequin by the breast straps



STORAGE & TRANSPORTATION




Always ensure that the products are properly packed and secured during transportation and storage in order to prevent personal injury or damage to the product.



Tighten straps to fit

CLEANING & STORAGE

Clean off any surface dirt with a damp,
soft cloth, using only warm water and mild detergent



TAKE A LOOK
AT OUR **VIDEOS**



VISIT THE WEBSITE
limbsandthings.com

OR YOUTUBE CHANNEL
youtube.com/limbsandthings

**limbs&
things**

Issue 01, January 2026
© 2026 Limbs & Things

