

limbs& things

BIRTHING SIMULATOR PROMPT FLEX RANGE

Multiple studies show positive outcomes through improved teamwork after a system wide commitment to enduring training.




Includes simulators for both ACOG Emergencies in Obstetric Courses (ECO) and the latest JACHO requirements.

Designed with, and used by leading worldwide Clinicians. The cost effective, modular nature of the **Birthing Simulator - PROMPT Flex** allows the training and practice of birthing, both normal and difficult, along with several maternal emergencies.

Used with Simulated patients, the key skill of communication can be practiced.

Discover the underlying anatomy using our free Augmented Reality Training app, to build understanding of anatomical structures and contextualize procedural practice with Limbs & Things models.



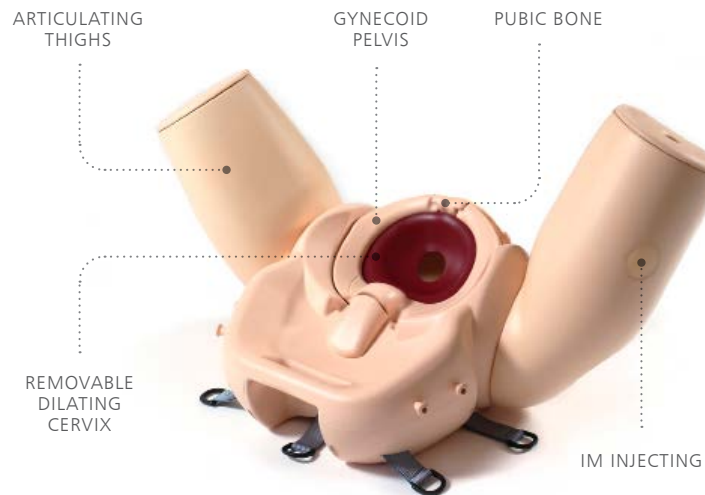
Learning has never been more lifelike

limbsandthings.com


STANDARD & ADVANCED BIRTHING SIMULATOR - PROMPT FLEX

ARE STAND-ALONE TASK TRAINERS THAT CONTAIN A BIRTHING MOTHER & BABY WITH KEY ANATOMICAL FEATURES

The **Birthing Mother** features include a gynaecoid pelvis, flexible birthing canal, dilating cervix, a soft realistic pelvic floor and articulating thighs.



The **Enhanced Baby** has a realistic range of articulation in the shoulder and hip joints, as well as flexion at the thoracolumbar region.



* Standard only

Augmented Reality Training allows learners to explore internal anatomy on their tablet or smartphone while using the physical model.



*

Using PROMPT in conjunction with effective professional training, reports show:



- 50% Reduction on brain injury
- 45% Reduction in school-aged cerebral palsy
- Reduction in maternal deaths

Source: <https://www.promptmaternity.org/publications>

Birthing Simulator - PROMPT Flex - Standard

80100

80200

A modular design birthing simulator allowing for numerous training scenarios.

Used either for stand-alone training or integrated into hybrid simulation, it is an ideal training solution for all skills relating to routine and difficult deliveries.



Birthing Simulator - PROMPT Flex - Advanced

80106

80206

Incorporates wireless force monitoring where force applied to the baby's head is measured during a shoulder dystocia drill. Includes an app with inbuilt scenarios allowing monitoring and recording of force, interventions made and time taken to deliver the baby.



Tablet not included
Download app at limbsandthings.com



QUALITIES

ANATOMY

- Birth canal and cervix
- Ischial spines and pubic bone
- Gynecoid pelvis
- Articulating thighs
- IM injecting
- Fully articulated baby with detachable umbilical cord and placenta
- Baby includes clavicles, fontanelles and flexible head

KEY FEATURES

- Improved and more realistic pelvic floor
- Articulating thighs for McRoberts procedure
- Stretchable perineum
- Soft flexible birthing canal
- Additional modules to extend learning
- Optional lower legs for extended realism
- Optional wireless force monitoring for training in shoulder dystocia management
- Visualizing anatomy with ART

SAFETY

- Latex free

CLEANING & CARE

- Skin is washable using soap and water

SKILLS

- | | 80100 | 80106 |
|-------------------------------------------------------------|-------|-------|
| | 80200 | 80206 |
| • Communication & team work skills (SP) | ✓ | ✓ |
| • Normal | ✓ | ✓ |
| • Breech | ✓ | ✓ |
| • Shoulder dystocia management | ✓ | ✓ |
| • Instrumental (forceps & vacuum devices) | ✓ | ✓ |
| • Delivery of placenta | ✓ | ✓ |
| • Cord prolapse | ✓ | ✓ |
| • Urinary catheter placement | ✓ | ✓ |
| • IM injection pads | ✓ | ✓ |
| • Force feedback of baby's head | × | ✓ |
| • App with scenarios & force monitoring | × | ✓ |
| • Understanding of internal anatomy and procedures with ART | ✓ | ✓ |

WHAT'S INCLUDED

	80100	80106
	80200	80206
Birthing Mother (+Upper Legs)	✓	✓
Standard Baby	✓	×
Wireless Force Monitoring Baby	×	✓
Placenta	✓	✓
Abdomen for PROMPT Flex	✓	✓
Perineum and Birth Canal	✓	✓
Bed Straps	✓	✓
Lubricant	✓	✓
Wheeled Carry Case	✓	✓
ART Mat	✓	✓



ART

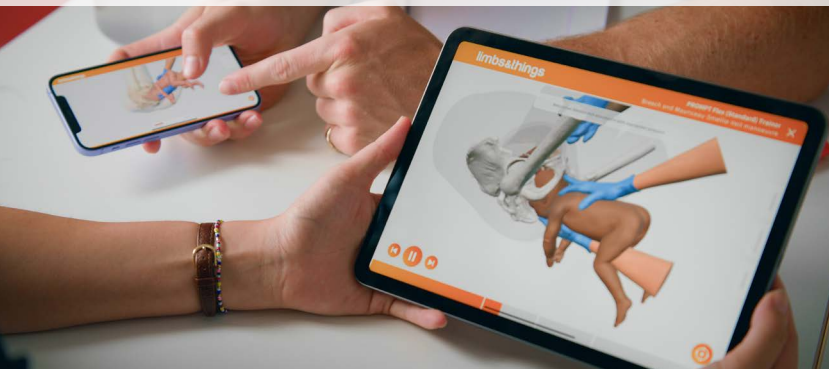
AUGMENTED REALITY
TRAINING

NEW

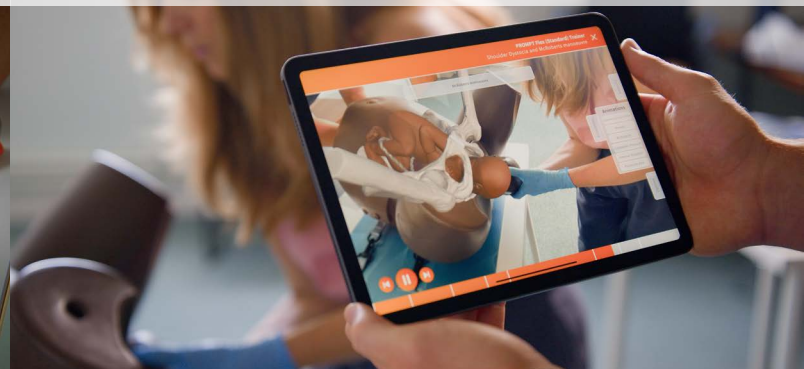


Introducing Augmented Reality Training (ART) via our new app.
Dive under the skin and bring learning to life.

Interactive Anatomy



Augmented Reality



Download the app for free

Free to download, learners can explore the anatomy of some of our core training models in interactive 3D. Visualize key anatomical structures with 360° rotation and detailed labels to help build understanding ahead of classroom learning or during revision.

Use with our compatible trainers

For classroom teaching, combine the app and mat to add context for the learner through augmented reality. They'll be able to associate underlying anatomy with the trainer, bringing increased visual and spatial understanding during procedural practice.

KEY FEATURES & BENEFITS

- Visualize the key pieces of internal anatomy
- Rotate anatomy in 360°
- Detailed anatomical labels
- Provides variation in anatomy
- Animation showing different procedures' effects on the anatomy
- Linking internal anatomy to physical products and procedures

No license fees.

SKILLS

- Gaining an increased understanding of internal anatomy
- Increasing knowledge of procedures
- Understanding the anatomical differences in various pathologies

Find out more at
limbsandthings.com/ART



SCAN ME

Cervical Dilatation & Effacement Module (CD&E) - PROMPT Flex

80102


80202

Allows for training in assessment of both the latent and active first stages of labor.

This versatile module is an optional add-on to the Birthing Simulator - PROMPT Flex - Standard/Advanced.



Ideal for midwifery training.



Fetal station adjustment (-3 to +3)

Cervical Dilation (1-10cm)

QUALITIES

REALISM

- Realistic representation of cervixes, including anterior lip, and presenting parts in soft birth canal, with palpable ischial spines

KEY FEATURES

- Inserts to represent early labor cervixes - effacement, dilation and ripeness in line with Bishop's scoring
- Positioning mechanism allows adjustment of station, dilation and tilt without removal from the simulator
- Dynamic positioning mechanism allows adjustment of dilation in active labor
- Markers allow tutor to read positioning in situ
- Numerous presenting part inserts including
 - flexed
 - deflexed
 - brow
 - face
 - breech
 - caput and moulding

VERSATILITY

- Presenting parts and cervix can be set up outside the model for demonstration, then placed inside for examination

SAFETY

- Latex free

SKILLS

- Assessment and Bishop's scoring of:
 - Cervical dilation (1-10cm)
 - Cervical effacement (0-100%)
 - Cervical ripeness/consistency (soft, medium, hard)
 - Cervical position (anterior, mid, posterior)
 - Fetal station (-3 to +3)
- Assessment of and artificial rupture of membranes
- Assessment of presenting part - flexed, deflexed, brow, face, breech, caput and moulding and caput formation

WHAT'S INCLUDED

80102

80202

Perineum
Pelvic Ring
Static Rig
Dynamic Rig
Set of 7 Latent Labor Cervixes
Dynamic Cervix
Set of 5 Presenting Parts
Set of 2 Difficult Labor Heads
Amniotic Membrane Set
Set of 3 Caputs (x2)

Assisted Vaginal Birth Module (AVB) - PROMPT Flex

80310

80410

NEW

This module has been developed to work with PROMPT Flex for the practice instrumental delivery procedures using both ventouse and forceps deliveries.

An innovative design allows the ventouse to realistically adhere to the baby's skin, while inserts within the uterus allow for forceps to be inserted and remain in place while the second blade is positioned and gives a realistic level of resistance whilst delivering the baby.



QUALITIES

REALISM

- Forceps are retained in place once inserted
- Realistic suction when attaching a ventouse
- Realistic resistance when delivering the baby

KEY FEATURES

- Tested with a wide range of instruments used during an assisted birth
- The perineum and inserts are designed specifically to give a realistic resistance during delivery
- Additional Baby Mask allows for successful suction when using a vacuum device
- Uterus holds the Baby module in the correct positioning, allowing for "hand's free" training can be used for both cephalic and breech deliveries

VERSATILITY

- This module is compatible with the PROMPT Flex Birthing Simulators, PROMPT Flex Baby models and Birthing Mother base units
- Allows for training in operative vaginal births, including: forceps delivery, ventouse delivery (Kiwi™ cup), breech delivery with Pipers forceps

SAFETY

- This product is latex free

SKILLS

- Direct cephalic delivery with the use of both forceps and ventouse
- Forceps – Classical style (Simpson, Elliot, Tucker Mc-Lane etc.)
- Ventouse (Kiwi™ Cup)
- Breech delivery (Pipers forceps)
- Rotational delivery (Kiellands, Kiwi™ cup)
- Other devices (OdonAssist™)
- Teamwork and human factors training in Assisted Vaginal Birth

WHAT'S INCLUDED

Uterus for AVB
Perineum for AVB
Baby Mask for AVB
Foam Inserts for AVB
Foam Uterus Support

Enhanced Cesarean Section Module (ECSM) - PROMPT Flex

80300

80400

Ideal for practicing the necessary skills required when performing both routine and complex cesarean section. Trainees can have exposure to delivering a difficult baby such as an impacted fetal head (IFH), or a transverse lie.

A pre-incised abdomen allows for repeated delivery practice to help improve confidence and familiarity of maneuvers.



QUALITIES

REALISM

- Abdominal skin has realistic appearance, fat layer and feel of at-term abdomen
- Realistic feel of uterus interior during delivery
- Head and shoulders present at realistic level in relation to the uterine incision

KEY FEATURES

- Uterus holds baby firmly in position for cephalic, breech and transverse presentations
- Fundal pressure can be applied to aid delivery of the baby for IFH maneuvers
- Pre-incised skin allows easy repeat delivery practice
- Realistically mimics the restrictive space of the pelvic inlet for IFH maneuvers
- Accommodates retraction using metal, plastic or rubber retractors

VERSATILITY

- Allows for training in routine and complex caesarean section at full dilation

SAFETY

- Latex free



The module can be used to practice any of the following methods of delivering a deeply impacted fetal head:

- Manual cephalic extraction maneuvers
- Vaginal push up
- Reverse breech extraction (pull technique)
- Patwardhan's technique
- Use of a fetal pillow



SKILLS

- Cephalic and breech delivery
- C-section at full dilation:
 - Head disimpaction using vaginal push methods
 - Use of balloon disimpacting device
 - Reverse breech extraction
 - Patwardhan's techniques
- Transverse lie
- Instrument assisted C-section delivery
- Delivery of the placenta for routine c-sections
- Teamwork and human factors training in emergency C-section

WHAT'S INCLUDED

80300

80400

Perineum
Uterus for Cesarean Section Module
Impacted Fetal Head Uterus
Pre-incised Delivery Skin
Cervix for Cesarean Section Module
Foam Uterus Support
Pelvic Floor

Maternal Hemorrhage Simulator - PROMPT Flex

80190

80290

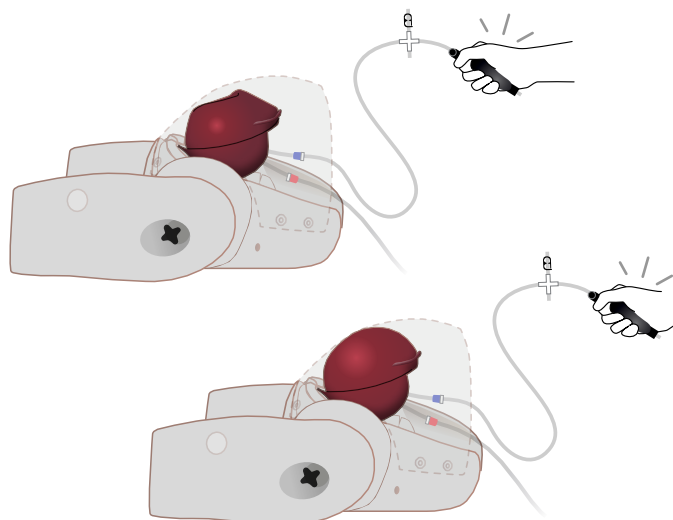
This kit includes a PROMPT Flex birthing mother, an abdomen and Concentrated Venous blood, as well as a container. This allows for the creation of multiple simulated post-partum training scenarios, and is an ideal training solution for the skills related to effectively managing a post-partum hemorrhage. The maternal hemorrhage simulator may be used for hybrid simulation as well as stand-alone bench top training.

In line with the Joint Commission requirement that all **JCAHO** accredited facilities will conduct maternal safety insitu training, including that of Postpartum Hemorrhage, the Maternal Hemorrhage kit has been created for effective identification and management of PPH with an atonic and contracting uterus. The new standards released by the Joint Commission address the most common findings that lead to poor outcomes for women.



SKILLS

- Management of postpartum bleeding:
 - Fundal massage
 - Bi-manual compression
 - Hemostatic balloon insertion and management
- Communication skills with the mother when used with a standardized patient
- Intramuscular injection
- Estimation of blood loss



QUALITIES

ANATOMY

- Anatomically accurate representation of mother with postpartum bleeding
- Realistic feel of fundal massage and bi-manual compression

REALISM

- Realistic simulation of atonic and contracting uterus
- Anatomically accurate mother
- Ability to give intramuscular injection
- Realistic blood loss volume

KEY FEATURES

- Blood loss of up to 2 liters can be simulated
- Air bulbs are used to stimulate blood flow and control atonic state of the uterus

VERSATILITY

- Use in training room or in situ as team training or with a standardized patient

SAFETY

- Latex free

WHAT'S INCLUDED

80190

80290

Postpartum Hemorrhage Module - PROMPT Flex

Birthing Mother - PROMPT Flex - Standard/Advanced

Abdomen - PROMPT Flex - Standard/Advanced

ECOSystems with Birthing Simulator PROMPT Flex

These ECOSystems provide all the equipment required to run the American College of Obstetricians & Gynecologists **Emergencies in Obstetric Courses (ECO)**

SKILLS

- Communication and team work skills (SP)
- Shoulder dystocia
- Postpartum hemorrhage
- Umbilical cord prolapse
- Vaginal breech delivery

3 SIZES

The 3 ECOSystems have been designed to offer affordable and portable training for varying sizes of teaching groups from 1 to over 10 learners

ECOSystem Small

80197 80297

1-5 learners
1 station at a time



ECOSystem Intermediate

80198 80298

5-10 learners
2 stations at a time



ECOSystem Large

80199 80299

+10 learners
4 stations at a time



5 STATIONS

There are 5 teaching stations in total for ECO (5th being communication). Each ECOSystem provides all the equipment needed.

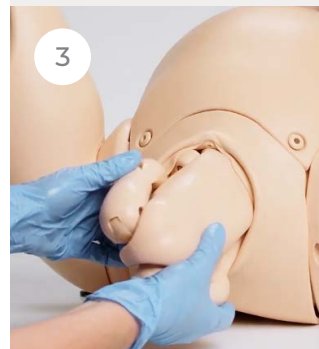
Shoulder Dystocia



Postpartum Hemorrhage



Breech Presentation



Umbilical Cord Prolapse



WHAT'S INCLUDED

	80197	80198	80199
	80297	80298	80299
Birthing Simulator - PROMPT Flex - Standard	×	✓	✓ (x2)
Birthing Simulator - PROMPT Flex - Advanced	✓	✓	✓
Postpartum Hemorrhage Kit - PROMPT Flex	✓	✓	✓
Birthing Mother - PROMPT Flex	×	×	✓
Abdomen - PROMPT Flex - Standard/Advanced	×	✓	✓
Piper Forceps	✓	✓	✓

Midline Perineal Repair Trainer



SCAN ME

61140

61150



NEW

Mediolateral Perineal Repair Trainer

61141

61151



This model allows trainees to learn the suturing techniques for repairing a 1st or 2nd degree perineal repair. The fabric construction can accommodate repeated early learning training ideal for skill acquisition.

SKILLS

- Recognition of internal anatomy
- Tissue handling
- Classification of injury
- Repair of a lacerated perineum

QUALITIES

ANATOMY

- Hymenal remnants, vaginal mucosa, perineal skin, perineal dermis, perineal muscles and palpable anal sphincter

KEY FEATURES

- Anatomically accurate, key anatomical layers can be sutured
- Illustration pack representing each degree of perineal trauma to aid identification of key landmarks and internal anatomy
- Durable insert

VERSATILITY

- Can be used alongside PROMPT Flex by placing in front of the birthing mother to add further realism
- Quick and easy to set up
- Clamps provided to secure trainer to benchtop
- Compact and portable
- Available in either Midline or Mediolateral presentation for regional variation

WHAT'S INCLUDED

Midline Repair Pad (x1) **OR** Mediolateral Repair Pad (x1)

Perineal Repair Stand with Clamps

Perineal Repair Block Loading Frame

Perineal Repair Illustration Pack

Anal Sphincter Repair Trainer



This model allows trainees to learn how to perform a 4th degree perineal repair. A stand accommodates one anal sphincter repair block

SKILLS

- Recognition of internal anatomy
- Tissue handling
- End-to-end repair of the external anal sphincter
- Overlap repair of the external anal sphincter
- Repair of the internal anal sphincter and anal mucosa

QUALITIES

ANATOMY

- Hymenal remnants, vaginal mucosa, perineal skin, perineal muscles, external anal sphincter, internal anal sphincter, anal mucosa and pararectal fat

REALISM

- Soft skin with a similar drag and strength to human skin

KEY FEATURES

- Anatomically accurate, all key anatomical layers can be sutured
- Illustration pack representing each degree of perineal trauma to aid identification of key landmarks and internal anatomy


VERSATILITY

- Can be used alongside PROMPT Flex by placing in front of it to add further realism to the simulation
- Quick and easy to set up
- Clamps provided to secure trainer to benchtop
- Compact and portable

WHAT'S INCLUDED

Anal Sphincter Repair Block (x2)
Perineal Repair Stand with Clamps
Perineal Repair Block loading frame
Perineal Repair Illustration Pack
Water Based Lubricant

Episiotomy Trainer



This cost effective model is designed to be used with the Perineal Stand in a classroom setting to ensure acquisition of confidence in the training of episiotomy.

It offers repeatable training and contains an illustration pack that supports trainees in gaining confidence in performing this procedure.

SKILLS

- Identification of fontanelles
- Handling of a stretched perineum
- Reducing the risk of damaging the baby or mother
- Infiltration of perineum prior to episiotomy
- Performance of mediolateral (or midline) episiotomy
- Use of instruments

QUALITIES

REALISM

- Realistic representation of tissue to represent a stretched perineum

KEY FEATURES

- Baby head has realistic look and feel, providing landmarks and appropriate tactile response when inserting fingers to guard the baby's head
- Repair tape increases the longevity of the episiotomy pad, allowing for multiple uses per pad
- Illustration pack to help trainees get familiarized with key landmarks and where to place the cut

WHAT'S INCLUDED

Episiotomy Incision Pad (x2)
Perineal Repair Stand with Clamps
Episiotomy Repair Tape (x24)
Episiotomy Baby Head
Episiotomy Illustration Pack

CLEAN BLEED™ MAT

70400

By increasing realism,
we develop true to life
responses.



The Clean Bleed™ Mat is independent of any training system
and can be used alongside both simple and complex training models
(as well as simulated patients) for use in simulation.

SIMULATED PATIENT



TASK TRAINER



FULL BODY MANIKIN



REQUEST A QUOTE



REQUEST A DEMO



BUY ONLINE



CUSTOMER SUPPORT

USA V.12 July 2024

Limbs & Things Inc.

P.O Box 15669, Savannah, GA 31416, USA

E: customerservice@limbsandthings.com

T: (912) 629-0357

limbsandthings.com