



# CATHETERIZATION TRAINER RANGE

The Catheterization Range facilitates the teaching of urethral and suprapubic catheterization across all levels of training.

Interchangeable modules allow practice of the fundamental procedures of male and female urethral catheterization, as well as more advanced skills of suprapubic management and ultrasound guided insertion.

Discover the underlying anatomy using our free Augmented Reality Training app, to build understanding of anatomical structures and contextualize procedural practice with Limbs & Things models.

60850	60870	MALE CATHETERIZATION TRAINER
60851	60869	FEMALE CATHETERIZATION TRAINER
60852	60873	SUPRAPUBIC INSERTION (ULTRASOUND GUIDED) UNIT

 **AUGMENTED REALITY TRAINING**  
Discover the benefits on back page



*Learning has never been more lifelike*

limbsandthings.com



The anatomically accurate trainers include a supple urethra and resistant sphincter providing a closer to life training experience.

The ability to view catheter path gives trainees and teachers real time feedback on the location and progress of the procedure.

**60850** **60870**

### Male Catheterization Trainer



The male trainer has soft and compliant genitalia to enhance the realistic experience of catheter insertion.

Replaceable & removable foreskin.

This model includes Augmented Reality Training



**60851** **60869**

### Female Catheterization Trainer



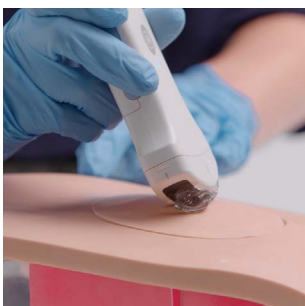
The female trainer has soft labia allowing trainees to practice parting using the aseptic no touch technique, as well as management and care of a pre-inserted suprapubic catheter via the pre-ported bung.

This model includes Augmented Reality Training



**60852** **60873**

### Suprapubic Insertion (Ultrasound guided) Unit



Optional module, designed for advanced skills training, allowing trainees to master ultrasound guided suprapubic catheterization insertion.

Fits into 60850/60870 & 60851/60869

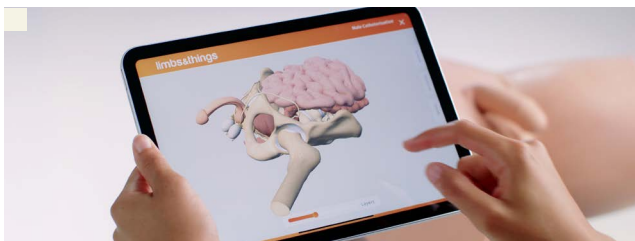
This unit can be used with Augmented Reality Training



## SKILLS

- Correct handling of male and female anatomy
- Aseptic catheterization technique
- Withdrawal of catheter
- Urinary catheterization
- Suprapubic catheter management - Female module
- Suprapubic catheter insertion (blind and ultrasound guided)\*
- Ultrasound bladder scanning on a full bladder\*
- Fluid management
- Increased understanding of internal anatomy and procedures with ART

\* 60852/60873 Only



- Aseptic catheterization technique
- Ability to view catheter path when module used without pelvic shell
- Suprapubic management
- Suprapubic catheter insertion
- Augmented Reality Training

## QUALITIES

### REALISM

- Supple urethra & resistant sphincter providing realistic response
- Flaccid penis and removable foreskin
- Vaginal opening and realistic urethral meatus
- Anatomically accurate bladder

### KEY FEATURES

- Ability to assess the students progress
- Ultrasound compatible\*
- Easy to set-up
- Non-drip valve
- Modular
- Visualizing anatomy with ART

### VERSATILITY

- Easily interchangeable male, female and suprapubic catheterization modules
- Removable foreskin

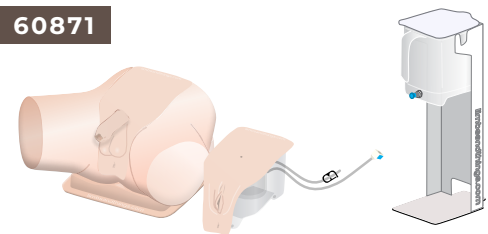
### SAFETY

- Trainer is latex free (catheters provided contain latex)

## Standard Catheterization Trainer Set

60853

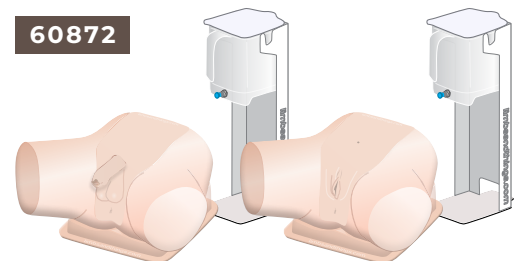
60871



## Advanced Catheterization Trainer Set

60854

60872



## WHAT'S INCLUDED

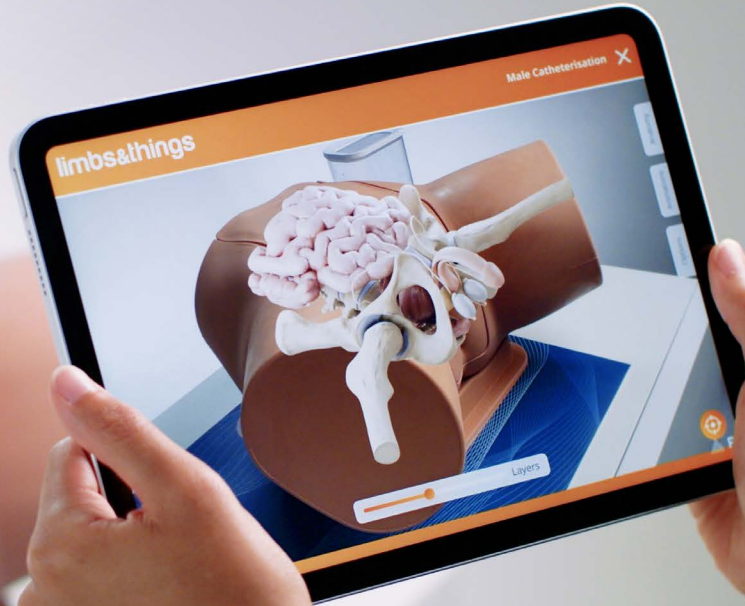
	60850	60851	60852	60853	60854
	60870	60869	60873	60871	60872
Male Catheterization Module	✓	×	×	✓	✓
Female Catheterization Module	×	✓	×	✓	✓
Suprapubic (Ultrasound) Catheterization Module	×	×	✓	×	×
Suprapubic Insertion Bungs (x2)	×	×	✓	×	×
Catheterization Foreskins (x3)	✓	×	×	✓	✓
Aseptic Catheterization Sleeves (x2)	✓	✓	×	✓	✓(x2)
Water System	✓	✓	✓	✓	✓(x2)
Pelvic Shell & Stand	✓	✓	×	✓	✓(x2)
Water Extension Tubing	✓	✓	×	✓	✓(x2)
Limbs & Things Lubricant	✓	✓	×	✓	✓(x2)
Antifungal Agent (Milton Sterilizing Fluid)	✓	✓	✓	✓	✓(x2)
14 French Foley Catheter	✓	✓	×	✓	✓(x2)
Plastic Kidney Dish	✓	✓	×	✓	✓(x2)
ART mat	✓	✓	✓	✓	✓(x2)





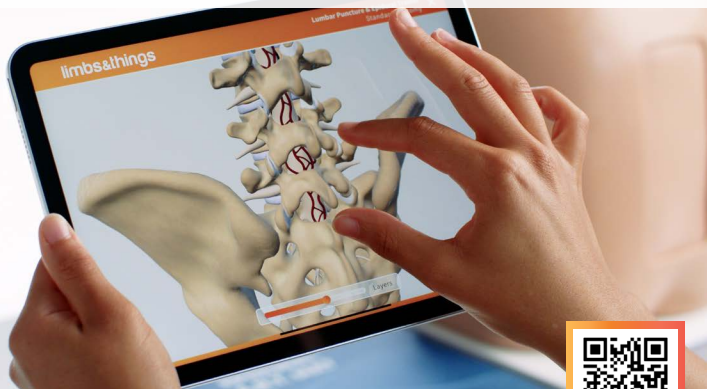
**ART**  
AUGMENTED REALITY  
TRAINING

**NEW**

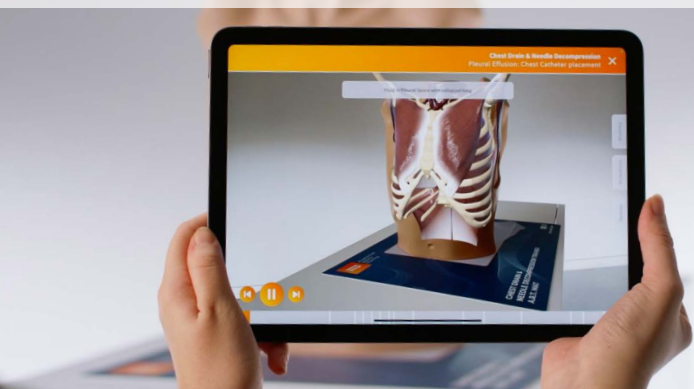


**Introducing Augmented Reality Training (ART) via our new app.**  
Dive under the skin and bring learning to life.

**Interactive Anatomy**



**Augmented Reality**



**Download the app for free**

Free to download, learners can explore the anatomy of some of our core training models in interactive 3D. Visualize key anatomical structures with 360° rotation and detailed labels to help build understanding ahead of classroom learning or during revision.

**Use with our compatible trainers**

For classroom teaching, combine the app and mat to add context for the learner through augmented reality. They'll be able to associate underlying anatomy with the trainer, bringing increased visual and spatial understanding during procedural practice.



REQUEST A QUOTE



REQUEST A DEMO



BUY ONLINE



CUSTOMER SUPPORT

US V.4 May 2024

**limbsandthings.com**