

ABDOMINAL EXAMINATION TRAINER

60000 LIGHT

60054 DARK



Ideal for **OSCE** preparation and assessment.

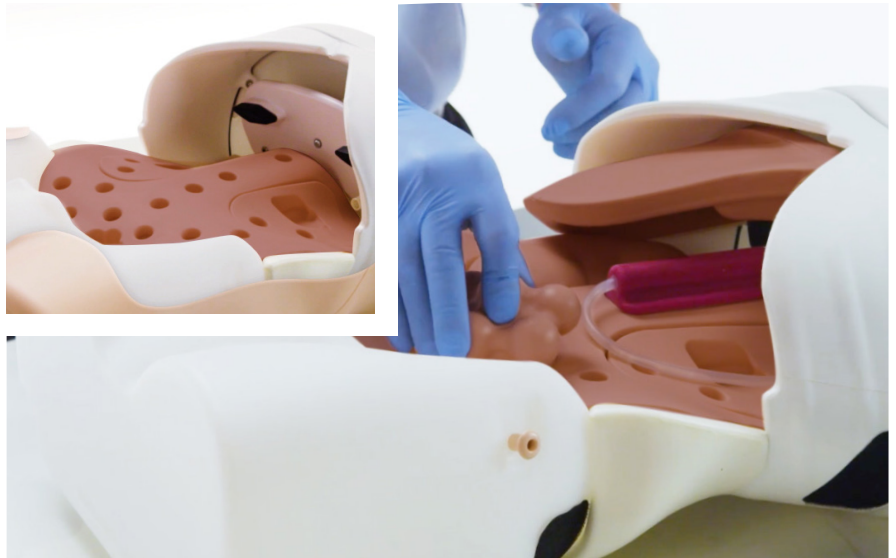


Learning has never been more lifelike

limbsandthings.com

SKILLS

- Familiarity with the abdominal regions and underlying anatomy
- Practice in abdominal palpation, auscultation and percussion
- Ability to differentiate normal from abnormal anatomy
- Identification of ascites, specifically shifting dullness and fluid thrill
- Identification of gaseous distension and bowel obstruction
- Ballotment of kidneys
- Professional-to-patient communication



QUALITIES

REALISM

- Organs feel realistic on palpation and respond appropriately to percussion
- Lifelike quality of abdominal skin accommodates stretching for gaseous distension and ascites simulation
- Realistic ballotment of enlarged kidney

VERSATILITY

- Abdominal skin is simple to remove, allowing quick and easy changeover of organs
- Suitable for both bench top use and hybrid use with Simulated Patient
- Model can be rolled onto side for examination of ascites and shifting dullness

KEY FEATURES

- Interchangeable organs and pathologies of varying sizes can be quickly and easily inserted into the abdomen
- Trainer or Simulated Patient can vary respiratory movement of liver and spleen by the turn of a wheel
- Integral amplifier and surface mounted MP3 player allow training in auscultation of normal and high-pitched or obstructed bowel sounds, renal and aortic bruits - in variable locations
- Volume of bowel sounds can be adjusted and MP3 player allows for additional sounds to be loaded
- Distension set allows for the following:
 - Realistic checking for ascites using percussion, shifting dullness or fluid thrill technique
 - Simulation of bowel obstruction on percussion and auscultation
- Pulse bulb allows simulation of normal and aneurysmal aortic pulse

SAFETY

- Latex free

CLEANING & CARE

- Skin surface is washable using soap and water

ANATOMY

- Torso featuring abdomen, pelvis and lower part of thorax
- Bony landmarks include ribs, costal margin, xiphisternum, pubic crest and anterior superior iliac spines
- 3 Livers: slightly enlarged, enlarged with smooth edge and enlarged with irregular edge
- 2 Spleens: slightly enlarged and markedly enlarged
- 2 Enlarged Kidneys
- Distended Bladder
- 2 Aortas: normal and aneurysmal
- Set of 6 Abdominal Pathologies includes:
 - 4 Smooth masses: 2 sizes, each with hard and soft version
 - 2 Irregular hard masses
- Distension Set includes:
 - Ascites bag
 - Gaseous distension bag, pump and foam insert
- Simplified representation of lower thoracic & lumbar spine

WHAT'S INCLUDED

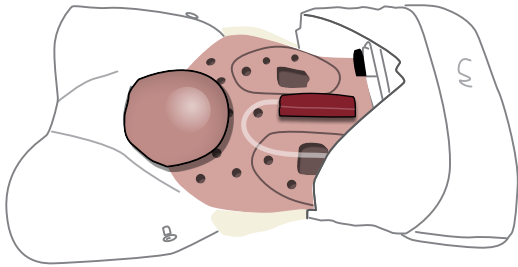
60000

60054

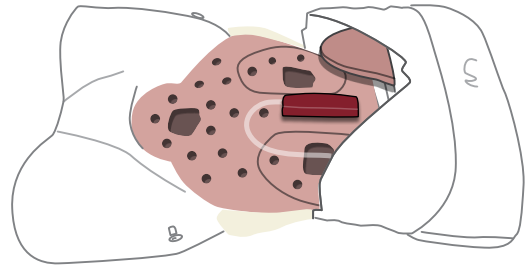
Abdominal Examination Base Unit
Abdominal Examination Skin
Abdominal Examination Rectus Bag
Abdominal Examination Organ Locator
Abdominal Wall
Abdominal Examination Livers (Set of 3)
Abdominal Examination Spleens (Set of 2)
Abdominal Examination Kidneys (x2)
Abdominal Examination Bladder
Abdominal Examination Pathologies (Set of 6)
Abdominal Examination Aortas (Set of 2)
Abdominal Examination - Distension Set
International 5V DC Power Supply
AA Batteries (x4)
Carry case (x2)

SET-UP EXAMPLES FOR SCENARIOS

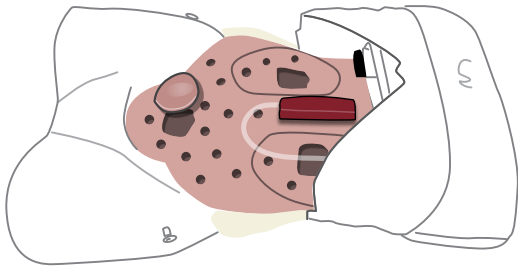
ACUTE URINARY RETENTION - BLADDER



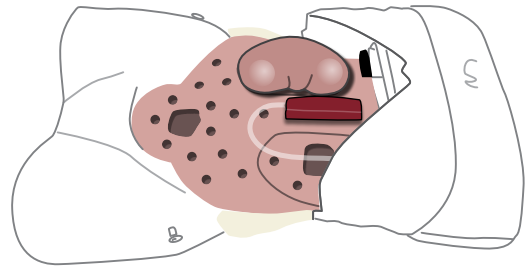
SLIGHTLY ENLARGED LIVER



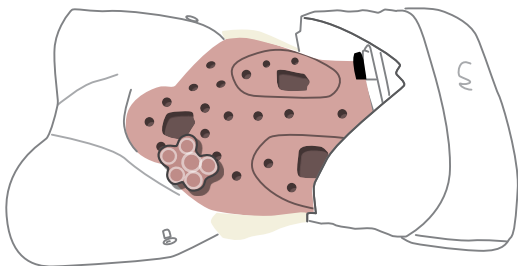
OVARIAN CYST - SMOOTH SOFT MASS



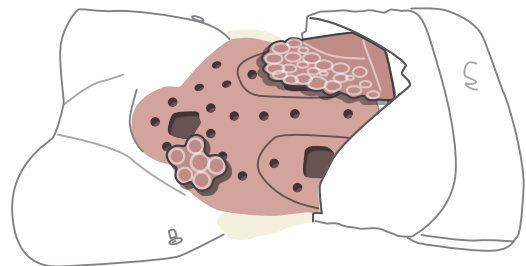
ENLARGED KIDNEY



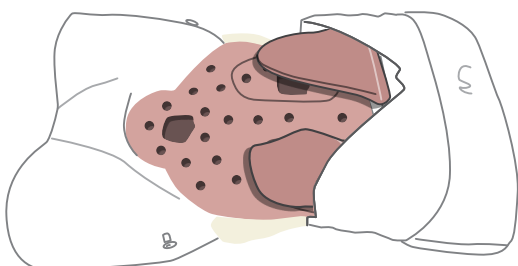
CARCINOMA ON MASS IN LEFT ILIAC FOSSA



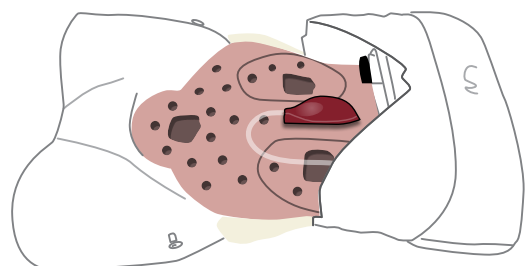
CARCINOMA WITH LIVER METASTASIS



LYMPHOMA



AORTIC ANEURYSM



CURRICULUM REFERENCES

<p>UNDERGRADUATE</p>	<p>“Perform a specific examination of ... the gastrointestinal system including an examination of the abdomen. Recognise and describe normal and abnormal findings.”</p>	<p><i>University of Otago, Clinical Skills in the Undergraduate Medical Curriculum, page 9 & 22</i></p>
<p>POSTGRADUATE – RESIDENCY JUNIOR DOCTORS</p>	<p>“Doctors should be able to appropriately assess patients presenting with common, important conditions, including the accurate identification of symptoms, signs and/or problems and their differential diagnosis and then use that information to further manage the patient ... Gastrointestinal conditions and problems; Abdominal pain, constipation, liver disease.”</p>	<p><i>Australian Curriculum Framework For Junior Doctors, V 2.2</i></p>
<p>SPECIALIST GP TRAINEES</p>	<p>“Diagnosis and management of common and important acute serious illness and traumatic conditions including ... acute abdominal pain.”</p>	<p><i>RACGP Curriculum for Australian General Practice 2011</i></p>

YOU MAY ALSO BE INTERESTED IN:



60002 Abdominal Examination Trainer Value Set - Light
60056 Abdominal Examination Trainer Value Set - Dark

Visit limbsandthings.com



AUS V.3 Mar 2021



REQUEST A QUOTE



REQUEST A DEMO



BUY ONLINE



CUSTOMER SUPPORT

limbsandthings.com