

# CHEST DRAIN UPGRADE KIT

60243



# CHEST DRAIN UPGRADE KIT WITH TWO ADVANCED PADS

60244



*For more skills training products visit*  
**limbsandthings.com**

**Limbs & Things Ltd.**  
Sussex Street, St Philips,  
Bristol, BS2 0RA, UK  
E: sales@limbsandthings.com  
T: +44 (0) 117 311 0500


# CHEST DRAIN UPGRADE KIT

The Chest Drain upgrade kit has been introduced for Chest Drain models purchased before 2018.

The modified slotted retaining knobs and tightening key allows for the chamber to be water-tight, allowing training in decompression at the 5th intercostal space.

## CONTENTS:

2 Advanced Pads\*  
(60244 only)




10 x Slotted Retaining Knobs

1 x Key (with Keyring)

## TO UPGRADE RETAINING KNOBS:

1

Undo the non-slotted retaining knobs holding the frame in place




2

Replace with the new slotted retaining knobs



3

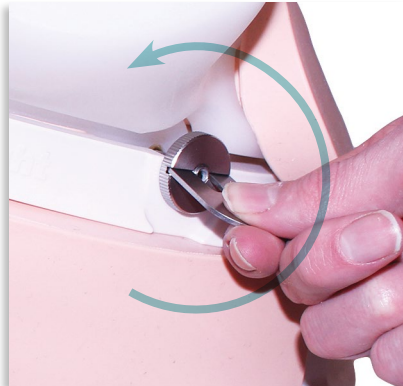
Ensure that all 4 new retaining knobs are finger tight. The key provided will allow you to further tighten to create an air tight seal



## REMOVING FRAME TO CHANGE PAD:

1

To remove pad, use the key provided and turn anti-clockwise



2

Remove frame from the unit (Follow instructions on page 2 - 4 in the main Chest Drain User Guide to change the pads)



TO FIND OUT MORE VISIT:

[limbsandthings.com](https://limbsandthings.com)